



Michael S. (Mickey) Fulp  
Contact@MercenaryGeologist.com

www.MercenaryGeologist.com  
Twitter: @mercenarygeo



## Disclaimer

I am not a certified financial analyst, broker, or professional qualified to offer investment advice. Nothing in any report, commentary, this website, interview, and other content constitutes or can be construed as investment advice or an offer or solicitation or advice to buy or sell stock or any asset or investment. All of my presentations should be considered an opinion and my opinions may be based upon information obtained from research of public documents and content available on the company's website, regulatory filings, various stock exchange websites, and stock information services, through discussions with company representatives, agents, other professionals and investors, and field visits. My opinions are based upon information believed to be accurate and reliable, but my opinions are not guaranteed or implied to be so. The opinions presented may not be complete or correct; all information is provided without any legal responsibility or obligation to provide future updates. I accept no responsibility and no liability, whatsoever, for any direct, indirect, special, punitive, or consequential damages or loss arising from the use of my opinions or information. The information contained in a report, commentary, this website, interview, and other content is subject to change without notice, may become outdated, and may not be updated. A report, commentary, this website, interview, and other content reflect my personal opinions and views and nothing more. All content of this website is subject to international copyright protection and no part or portion of this website, report, commentary, interview, and other content may be altered, reproduced, copied, emailed, faxed, or distributed in any form without the express written consent of Michael S. (Mickey) Fulp, MercenaryGeologist.com LLC.

**Copyright © 2020 Mercenary Geologist. All Rights Reserved.**



Let's Make Money in Gold & Juniors !  
Q4 2020 to Q1 2021

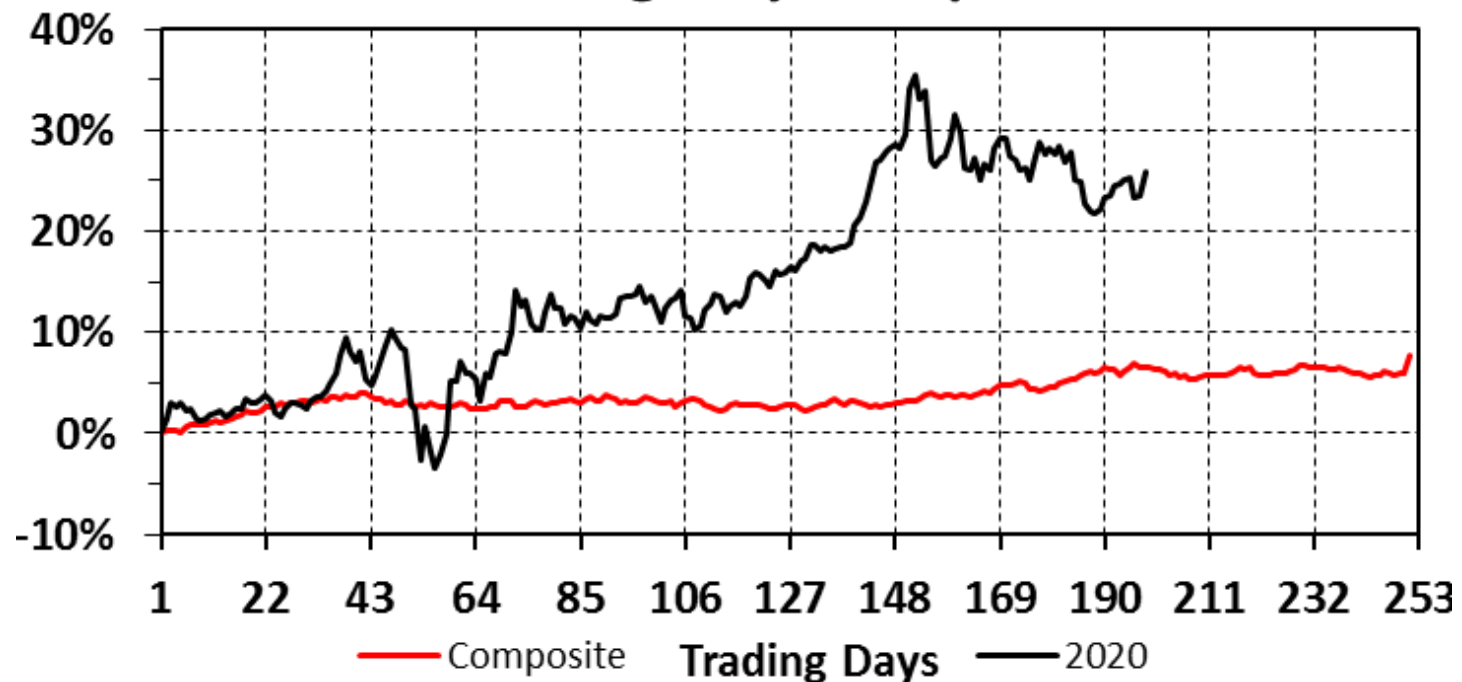
New Orleans Investment Conference  
October 2020



# Seasonality of Gold

Gold 1996 - 2019

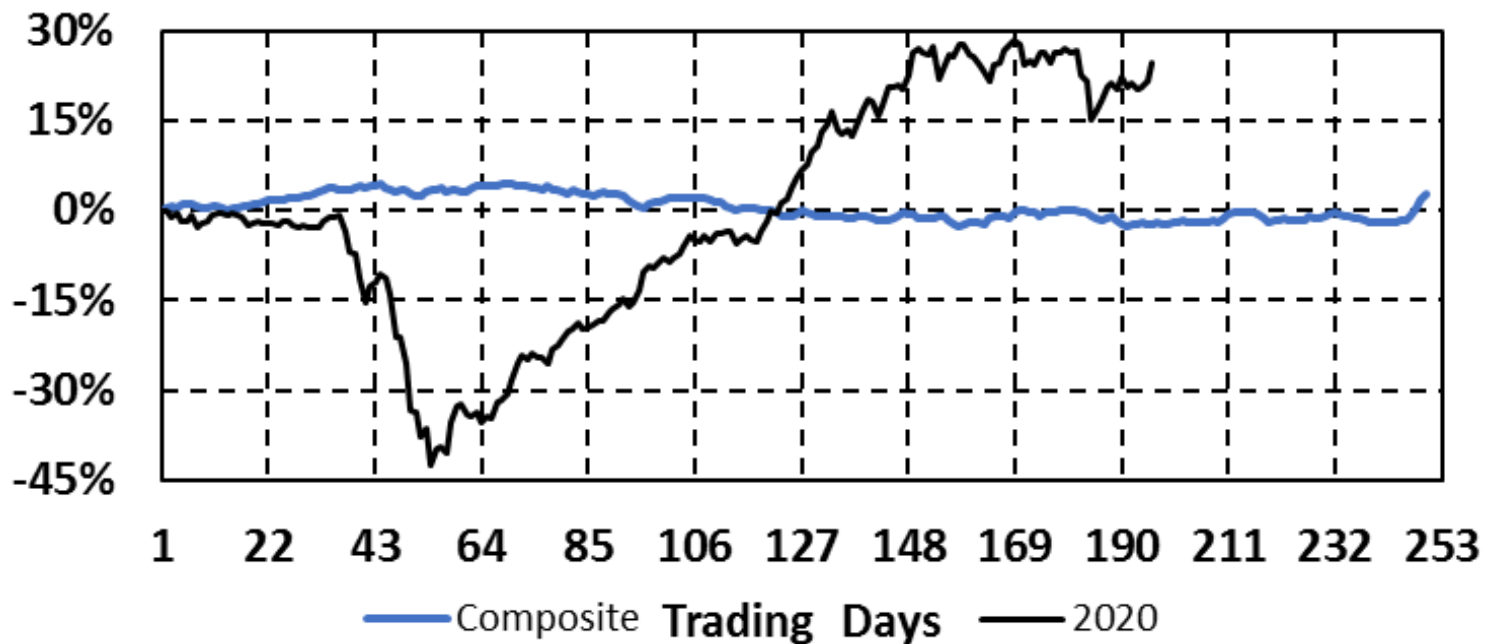
Trading Day Composite





# Seasonality of TSXV Index

**TSXV Index 2002 - 2019  
Trading Day Composite**





## World Economic Turmoil : Gold, DXY, & TSXV

From Mid - March to Early - End August

- Au     \$1474 to \$2063     =   + 40 %
- DXY    100.37 to 92.14     =   - 8.2 %
- TSXV    339 to 755             =   + 123 %



## What the Hell Happened ?

- Gold : 4.5 - Month Uptick (+ 40%)
- TSXV : 5.5 - Month Exponential Run (+ 123 %)
- Juniors Driven by Gold & Mass Psychology
- Emotional Trading : Panic - **Fear** - Greed
- Irrational Exuberance : Fed-head Greenspan (1996)



## And Where the Hell Is It Going ?

- Private Placement Feeding Frenzy : May - Sep
- Oversubscribed w/ > 30 - Day Reserve Prices
- Quantity with Little Regard for **Quality**
- Massive Amount of Paper with 4 - Mo Holds
- Free - Trading  $\pm$  **US Elections, Tax - Loss Sales**





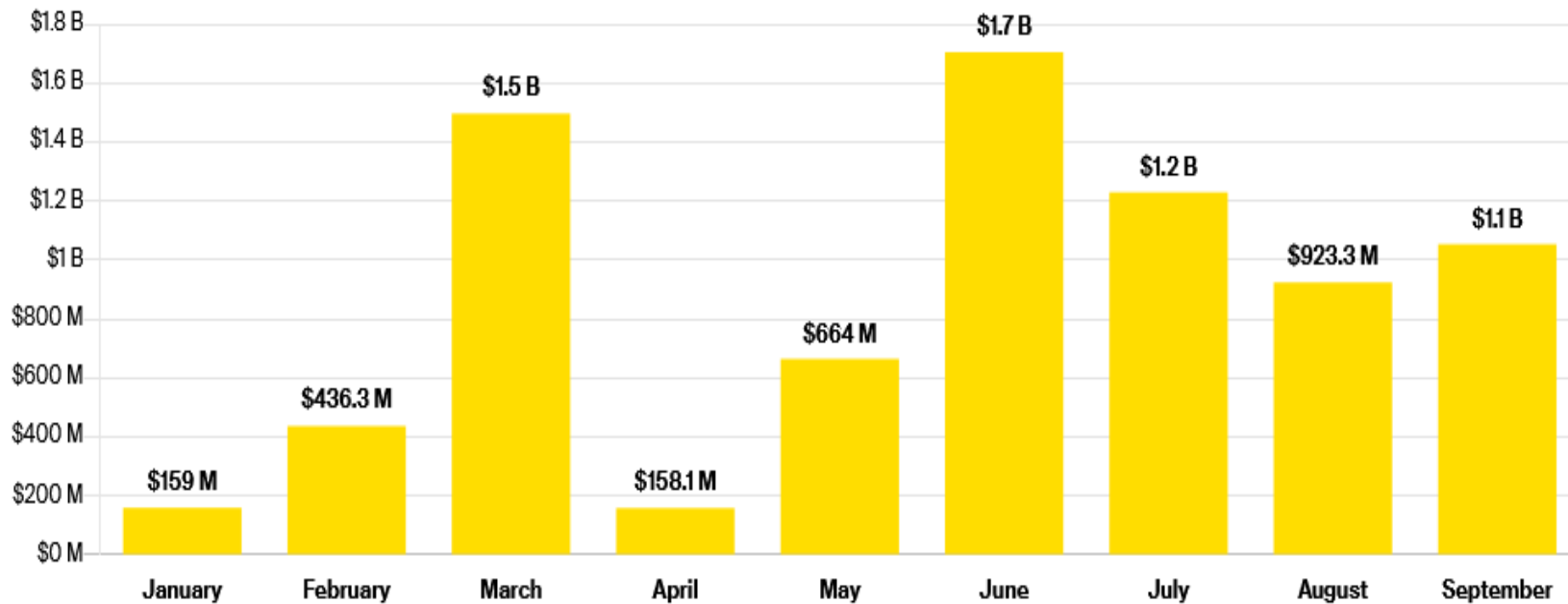
# 2020 Mining Financings (PrivatePlacements.com)

YTD Total:

**\$7,823,392,076**

September Total:

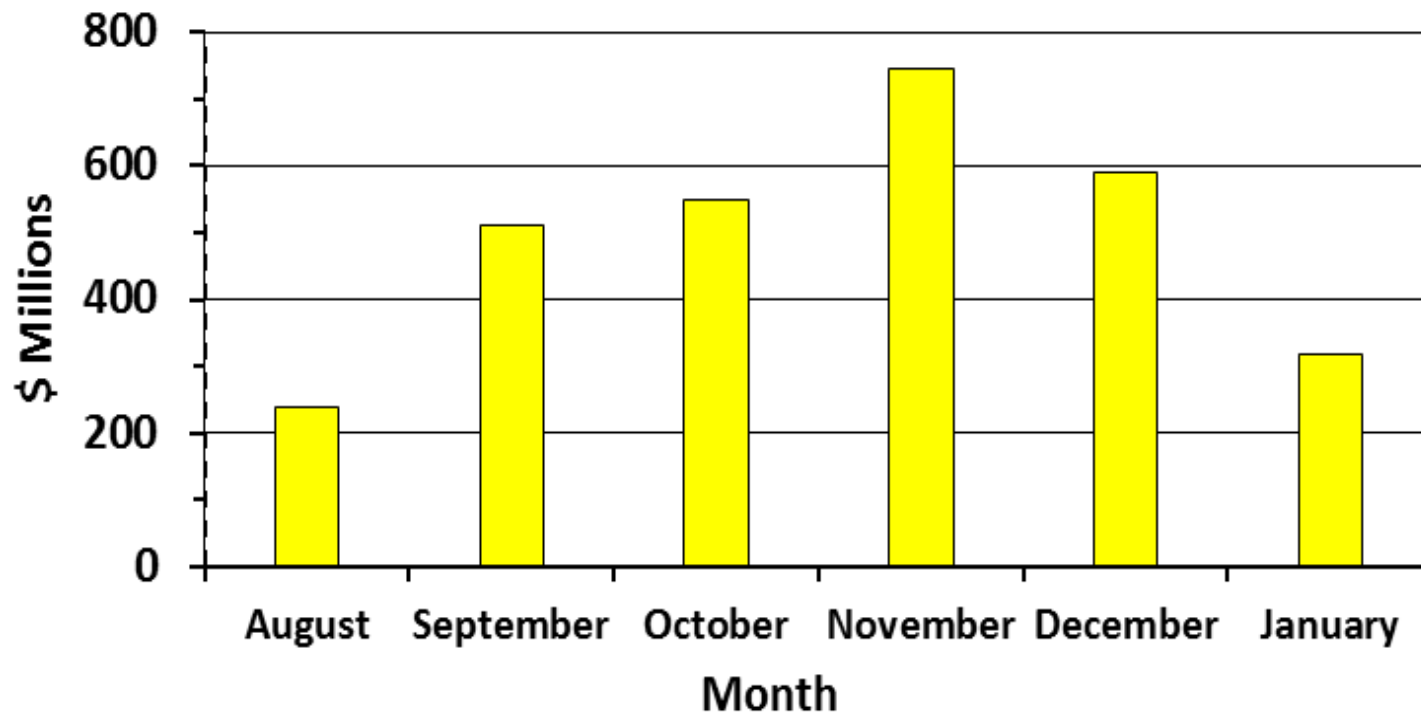
**\$1,052,937,557**





# Paper Is Raining Down Like a Ticker-Tape Parade

## Private Placement Free - Trading Paper





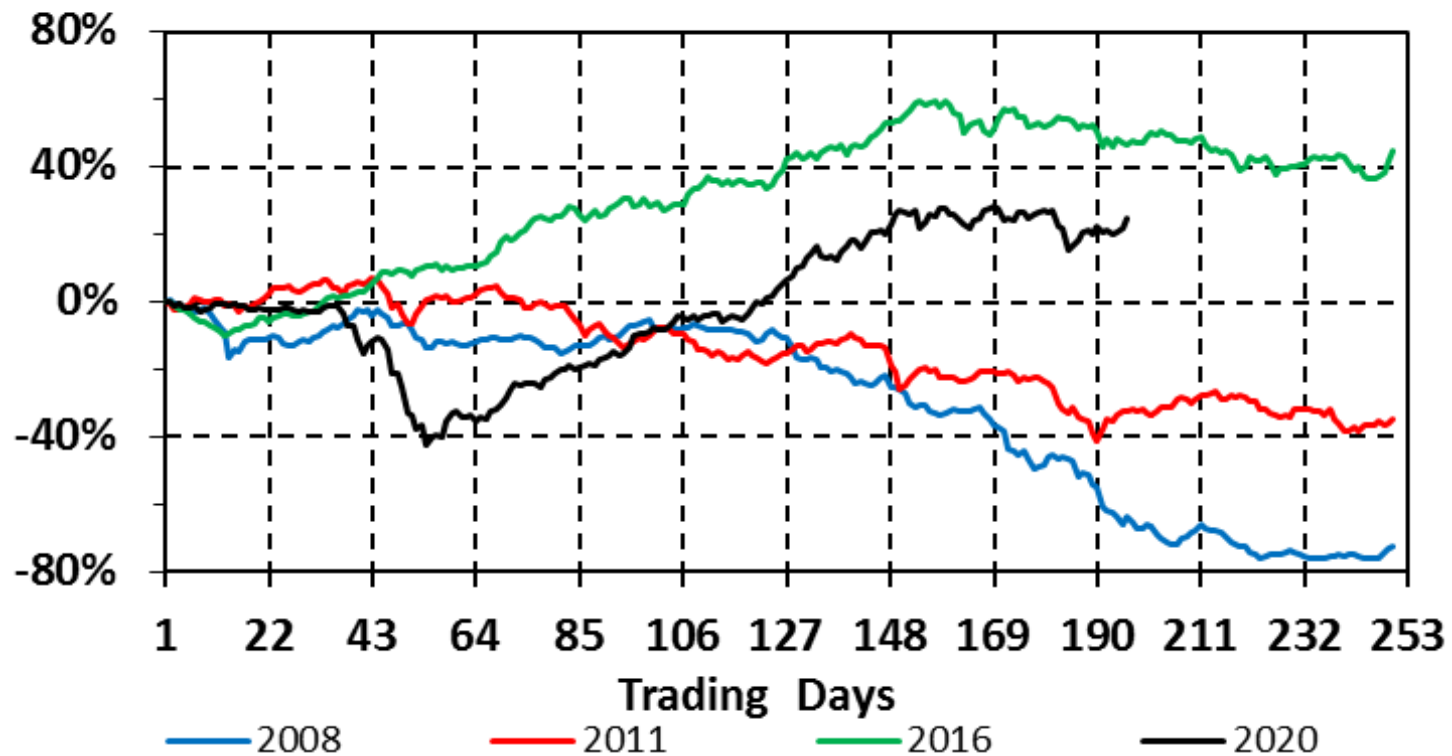
## No - Hold & 4 - Month Free - Trading Paper

- August : \$238 million
- September : \$511 million
- October : \$550 million +
- November : \$746 million +
- December : \$590 million +
- January : \$317 million +



# If Past Is Prologue ... Private Placement Papering

## TSXV Index Trading Day Composite





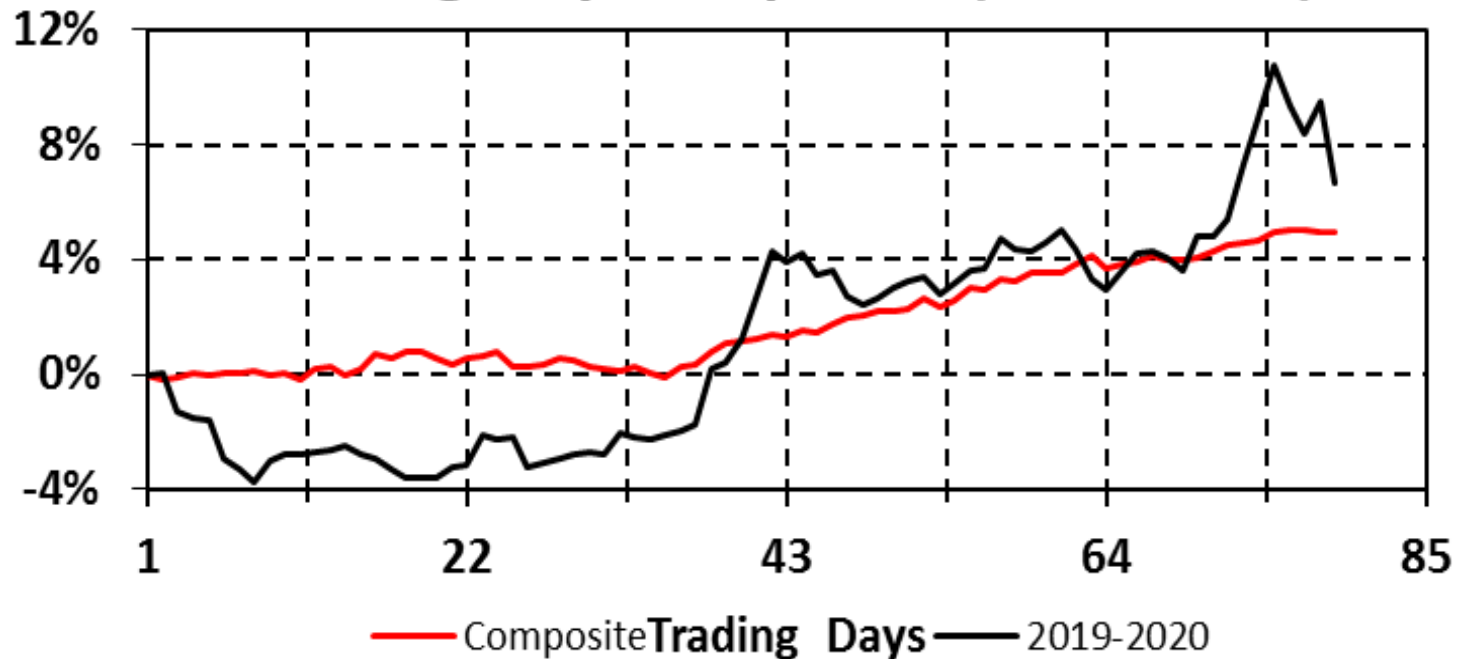
## If Past Is Prologue ... TSXV Index :

- Q 3 to Q 4 2008 : - 68 %
- Q 2 to Q4 2011 : - 30 %
- Q4 2016 : - 23 %
- Q4 2020 : **Free - Trading Paper / Tax - Loss Sales**
- Contrarian Strategy : Open Market Sales / Buys
- Unknown, Unwanted, Unloved ... **Undervalued**



# Seasonality of Gold

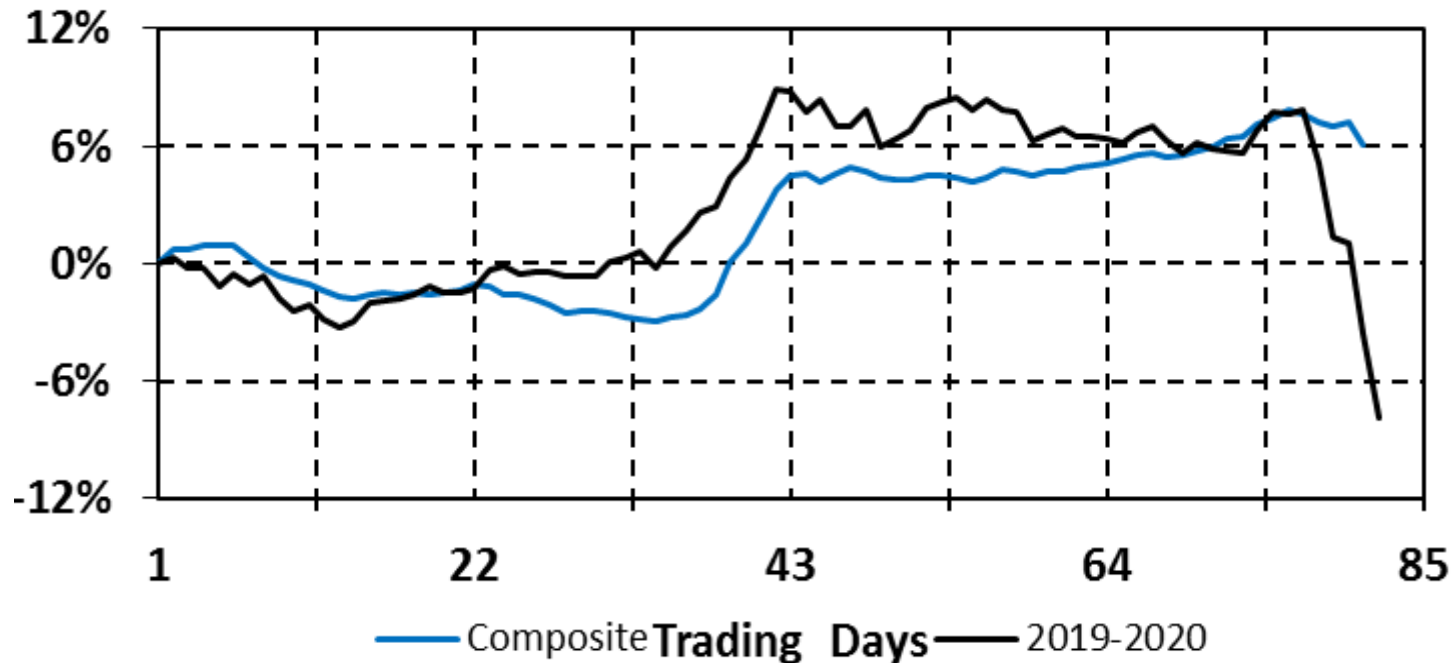
Gold Nov 1 - Feb 29  
Trading Day Composite (1996 -2019)





# Seasonality of TSXV Index

**TSXV Index Nov 1 - Feb 28**  
**Trading Day Composite (2002 - 2019)**





## Q4 2020 - Q1 2021 Trading Strategy

- Sell Overbought & Tax - Loss Stocks : **Now**
- Buy Oversold Stocks : Mid - Nov to **Mid - Dec**
- Sell : Late Dec - Early Jan to Late Feb
- Incremental Profits : 25 to > 50 %
- Trading Positions **not** Core Positions
- Core Positions : Double in  $\leq 12$  Months





# Trilogy Metals Inc (TMQ.AM; TMQ.TSX)





# Allegiant Gold Ltd (AUAU.TSXV; AUXXF.OTCQX)





# Stock Trading Methodology

- Contrarian Buying & Selling Philosophy
- Double in Less Than 12 Months
- **All Jrs** : Doubles from 52 - Week Low to High
- Power of Two : Sell Half = Zero Cost Basis
- Take Profits : Tranches on Up & Down Ticks
- Barney Baruch : *“I Made My Money Selling too Soon”*



# Monday Morning Musings from Mickey the Mercenary Geologist





Michael S. (Mickey) Fulp  
Contact@MercenaryGeologist.com

www.MercenaryGeologist.com  
Twitter: @mercenarygeo