



Michael S. (Mickey) Fulp
Contact@MercenaryGeologist.com

www.MercenaryGeologist.com

MercenaryGeologist.FM

Twitter: @mercenarygeo



Disclaimer

I am not a certified financial analyst, broker, or professional qualified to offer investment advice. Nothing in any report, commentary, this website, interview, and other content constitutes or can be construed as investment advice or an offer or solicitation or advice to buy or sell stock or any asset or investment. All of my presentations should be considered an opinion and my opinions may be based upon information obtained from research of public documents and content available on the company's website, regulatory filings, various stock exchange websites, and stock information services, through discussions with company representatives, agents, other professionals and investors, and field visits. My opinions are based upon information believed to be accurate and reliable, but my opinions are not guaranteed or implied to be so. The opinions presented may not be complete or correct; all information is provided without any legal responsibility or obligation to provide future updates. I accept no responsibility and no liability, whatsoever, for any direct, indirect, special, punitive, or consequential damages or loss arising from the use of my opinions or information. The information contained in a report, commentary, this website, interview, and other content is subject to change without notice, may become outdated, and may not be updated. A report, commentary, this website, interview, and other content reflect my personal opinions and views and nothing more. All content of this website is subject to international copyright protection and no part or portion of this website, report, commentary, interview, and other content may be altered, reproduced, copied, emailed, faxed, or distributed in any form without the express written consent of Michael S. (Mickey) Fulp, MercenaryGeologist.com LLC.

Copyright © 2015 Mercenary Geologist. All Rights Reserved.



Why I Remain a Uranium Bull

Atlanta, Georgia Q2 2015



A Six -Year Rearview

- January 2009 : Bullish on Uranium
- August 2010 : The New Green Metal
- November 2010 : The Next Big Thing
- Tsunami / Fukushima : U_3O_8 & TSXV Crash
- June 2015 : Why I Remain a Uranium Bull



U₃O₈ Supply & Demand

- 2014 Demand : 172 M lbs
- 2014 Mined : 145 M lbs
- Secondary Supplies: 43 M lbs
- 2014: 16 M lb Surplus / 2010 : 39 M lb Deficit
- Mine, Conversion, & Enrichment Increased
- US Gov't Stockpile Sales : 7 M lbs / yr



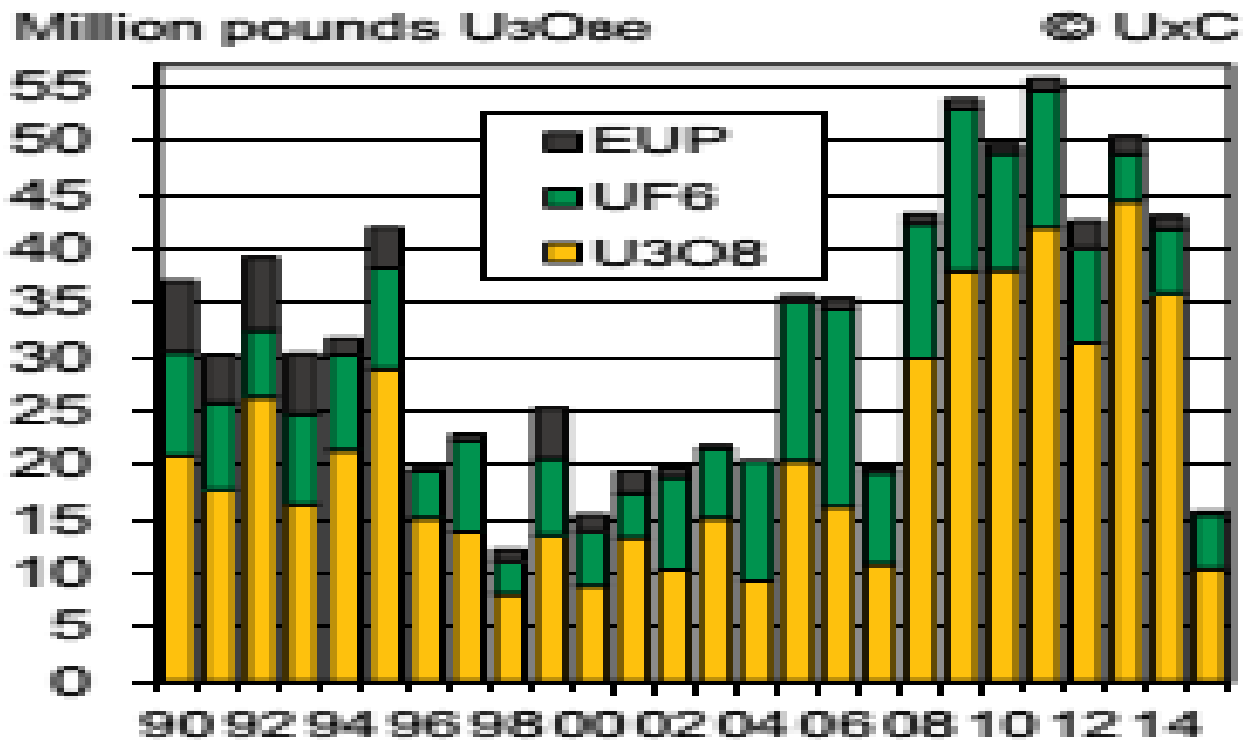
U₃O₈ Sales

- Long - Term Contracts 70 - 85 %
- Short - Term Trades 15 - 30%
- Off - take Contract Price \$ 49 / lb
- Spot Market Price \$ 37 / lb



Uranium Spot Sales

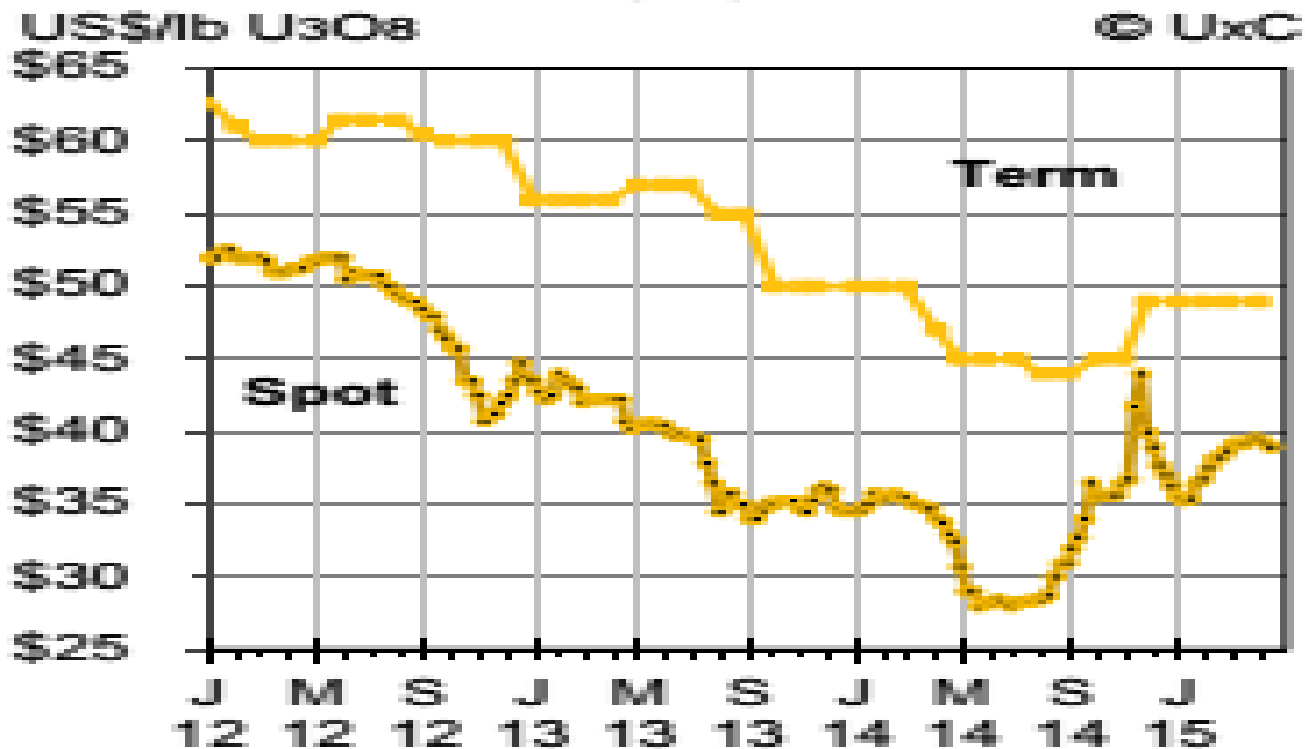
Annual Spot Uranium Volumes





Ux Consulting Spot & Term Prices

Ux U₃O₈ Prices





Uranium Prices & Supply - Demand Data

- My Sources : Ux Consulting & WNA
- Spot Price Drives the Stock Market
- Year Ago = \$ 28 / lb ; Now = \$37 / lb ; + 30 %
- Uranium Equities Have Lagged Behind



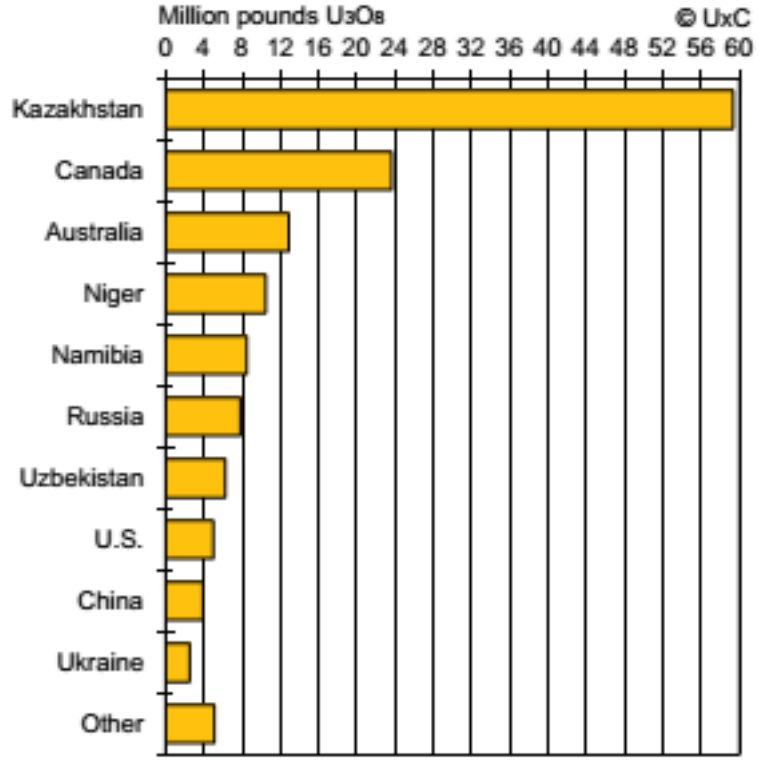
Uranium Spot Price Increases

- Buyers > Sellers
- Traders & Speculators
- Chinese Stockpiling / Japanese Selling ?
- Japanese Restarts ?
- Supply Delays, Disruptions, Destruction
- Russia - Ukraine Situation

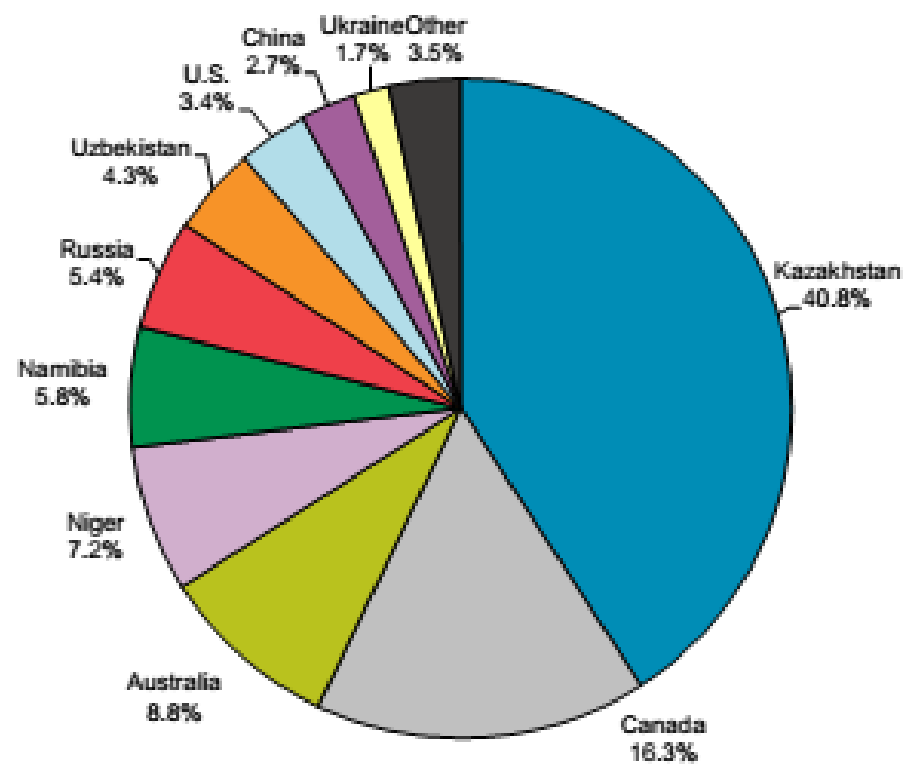


2014 Uranium Mine Production

2014 Top 10 Uranium Producing Countries



2014 Production Shares by Country





Uncertainty of Western World Mine Supply

Unfriendly, Corrupt & / Or Unstable Governments

- 6 of 10 Top Producers: 62 % of 2014 Production
- Kazakhstan # 1 = 41 %
- Others: Niger, Russia, Uzbek, Ukraine, China
- USA : 51 M lbs Used / 5 M lbs Produced



Uranium: Story Remains the Same

- Nuclear Energy = 14% of Electricity Worldwide
- USA = 20 % of Electricity
- 437 Nuclear Power Plants Operable
- 66 Under Construction / 172 Ordered or Planned
- Increased Demand for Yellowcake
- 4% Growth Projected Year over Year



New Production

- Conventional Underground = High Cost Mines
- Higher Prices Required (\$65-80 per pound)
- Low Cost Mines Needed
- ISR (now 45 %) & Open-Pit Heap Leach Mines
- Breakeven at Current Spot Prices



Where is U_3O_8 Going to Come From?

- Sovereign Stockpiles Dwindling
- Major Projects Shelved
- Russia - US : 2013 - 2022 50% of 1999 - 2013
- Recycling / Reprocessing Increasing
- New Mines Must Come On Stream



New Uranium Mines

Kazakhstan ISR: Is Production Sustainable ?

Athabasca Basin UG: High-Capex / Long Lead Times

Niger UG: World - Class ; Geopolitical Situation

Namibia Open - Pit: Very Low - Grade / Water ?

Western USA : ISR Small ; UG Long Lead Times

Australia Open - Pit : Aboriginal Issues / Politics



USA Future Production

- Wyoming, S. Texas, S. Dakota ISR
- Arizona, Utah, Colorado UG
- Gas Hills - Sheep Mountain, Wyoming
- Grants Mineral Belt, NM UG & ISR (?)



Why Do I Remain a Uranium Bull ?

- Supply & Demand Fundamentals
- 20 - 30 % Yearly Mine Supply Deficit
- 66 Reactors under Construction
- 172 Ordered - Planned & 312 Proposed
- Contrarian Speculating / Investing Philosophy



Wild Cards in the Uranium Game

- USA Department of Energy Spot Sales
- Bomb Dismantling : On Hold
- Japanese Restarts
- Recycling & Reprocessing
- Fast Breeders, SMRs, & Thorium = 10 - 15 Years
- Another Black Swan Event

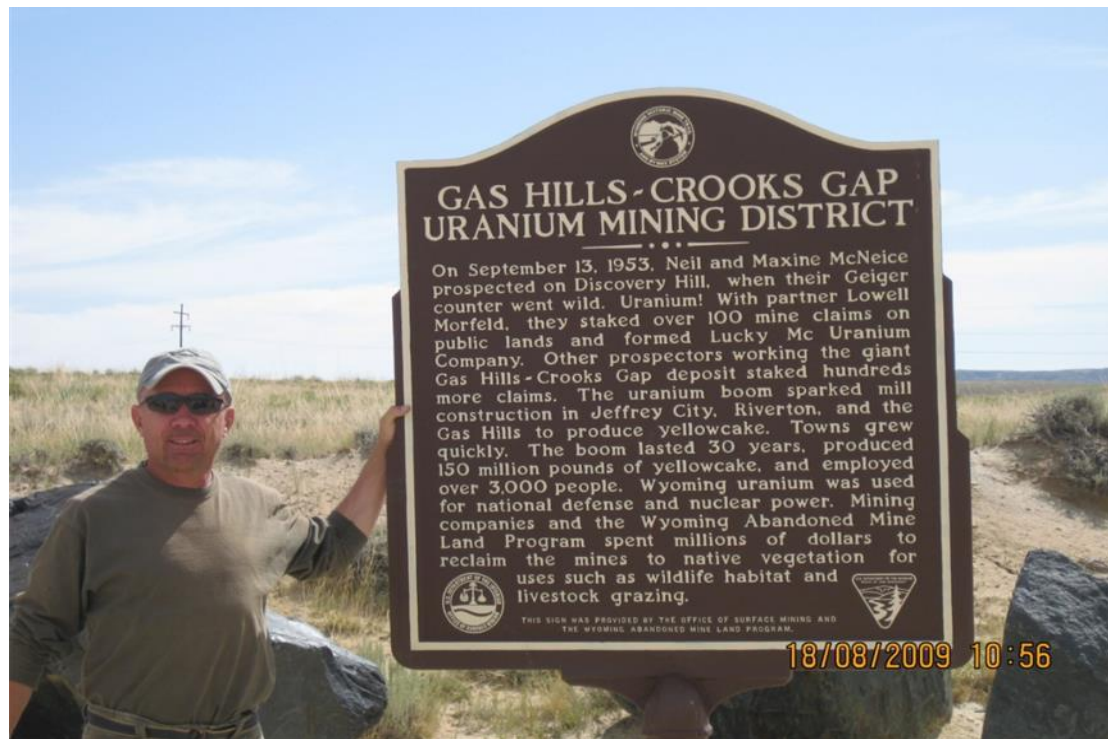


Uranium Stocks

- H2 2005 - H1 2007 Boom
- H2 2007 - 2008 Bust
- 2009 - H1 2010 Flat & Out of Favor
- H2 2010 - Q2 2011 Next Big Thing
- What is the Future?



The Future's So Bright, I Gotta Wear Shades (Timbuk 3 , 1986)





Beware of Frogs Masquerading as Princes





Monday Morning Musings from Mickey the Mercenary Geologist





Michael S. (Mickey) Fulp
Contact@MercenaryGeologist.com

www.MercenaryGeologist.com

MercenaryGeologist.FM

Twitter: @mercenarygeo